

1. Guest User

- Search for a Job
- Branch Finder

2. Create an Account

3. Apply to a Job/Upload Resume

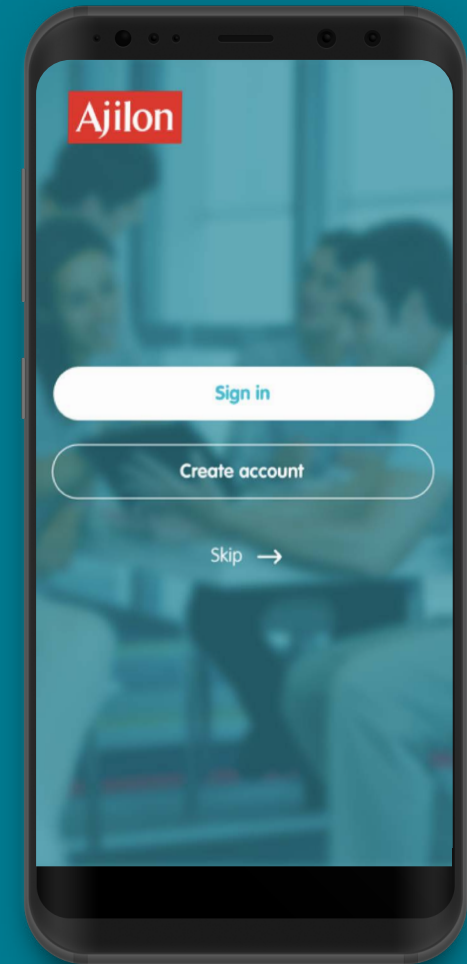
4. Assignments

5. Payroll

7. Chat/Support

8. Website Landing Page

Ajilon App Features Overview



1. Guest User

- Search for a Job
- Branch Finder

2. Create an Account

3. Apply to a Job/Upload Resume

4. Assignments

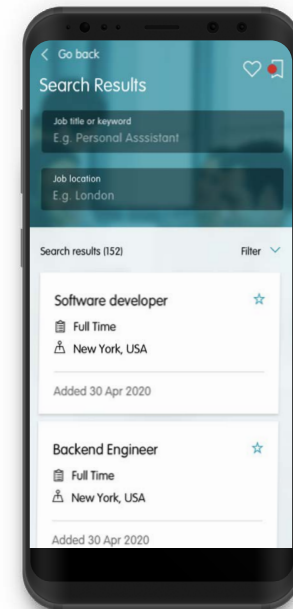
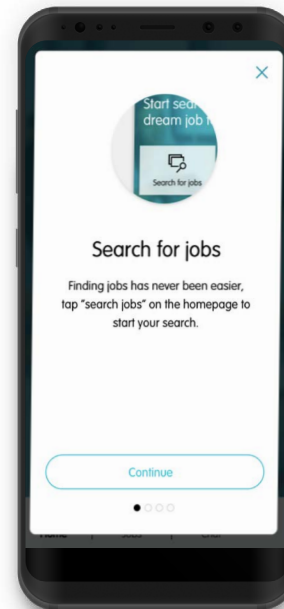
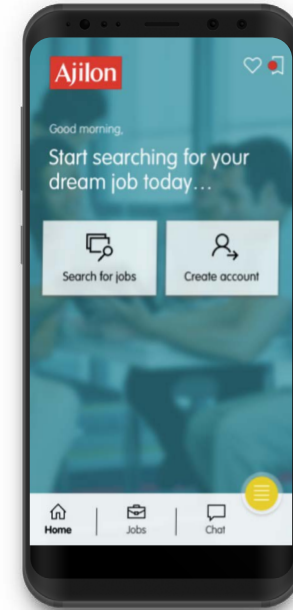
5. Payroll

7. Chat/Support

8. Website Landing Page

Job Search

Guest users and logged-in users can download and use the app to search for a job by location or job type.



1. Guest User

- Search for a Job
- Branch Finder

2. Create an Account

3. Apply to a Job/Upload Resume

4. Assignments

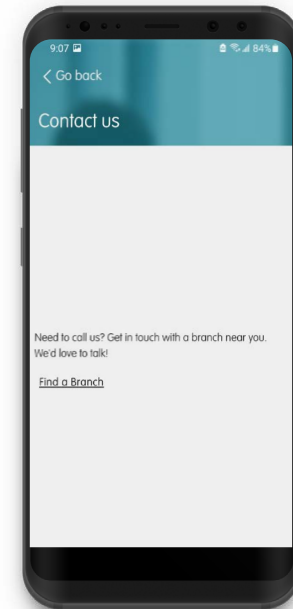
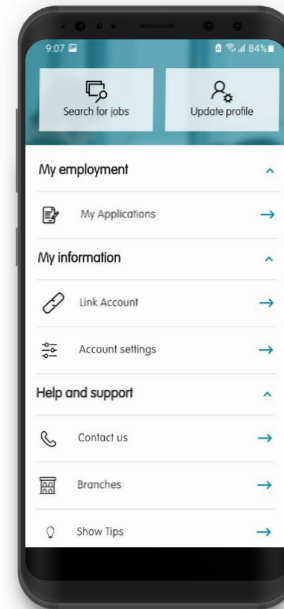
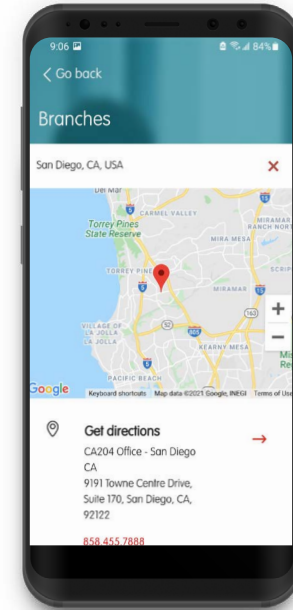
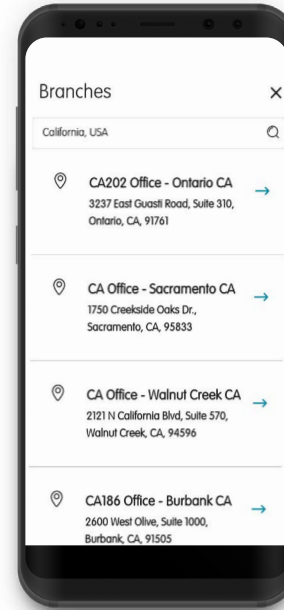
5. Payroll

7. Chat/Support

8. Website Landing Page

Branch Finder

Guests and logged-in users can use the branch finder to find a nearby branch.



1. Guest User
 - Search for a Job
 - Branch Finder
2. Create an Account
3. Apply to a Job/Upload Resume
4. Assignments
5. Payroll
7. Chat/Support
8. Website Landing Page

Account Creation

To apply to a job, a user must create an account, select a branch, and acknowledge the Terms of Use.

Please note: Once your personal details have been entered, you will no longer be able to edit them. However you'll always have the option to update your resume!

Review Terms of Use and Privacy Policy any time.

Go back

Create Account

Email address

Confirm email address

Password requirements

- ✓ At least 8 characters
- ✓ Contains lower case characters
- ✓ Contains upper case characters
- ✓ Contains digits
- ✓ Contains !#\$%&_+=<>

Password

Confirm Password

Go back

Password requirements

- ✓ At least 8 characters
- ✓ Contains lower case characters
- ✓ Contains upper case characters
- ✓ Contains digits
- ✓ Contains !#\$%&_+=<>

Password

Confirm Password

Terms and Conditions (Mandatory)

I acknowledge that I have read and accepted [Terms of use](#) and [Privacy Policy](#)

Create Account

9:36 AT&T 83%

Go back

Personal details

Mandatory*

First name*

Last name*

Phone number*

Zip Code*

Branch*

Why do I need this?

Done

9:37 83%

Go back

Resume

Upload Resume

1. Guest User

- Search for a Job
- Branch Finder

2. Create an Account

3. Apply to a Job/Upload Resume

4. Assignments

5. Payroll

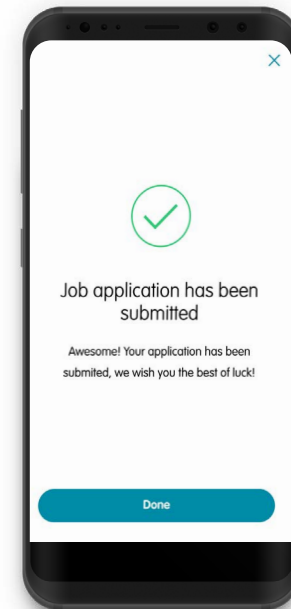
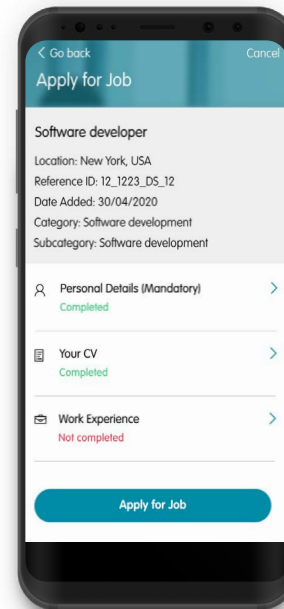
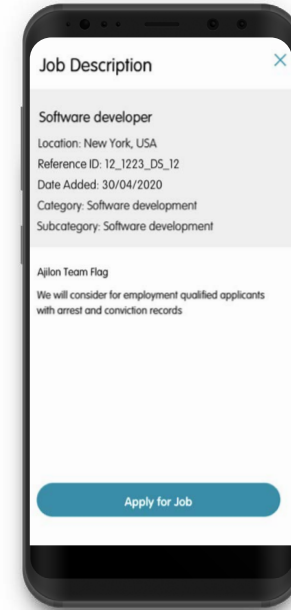
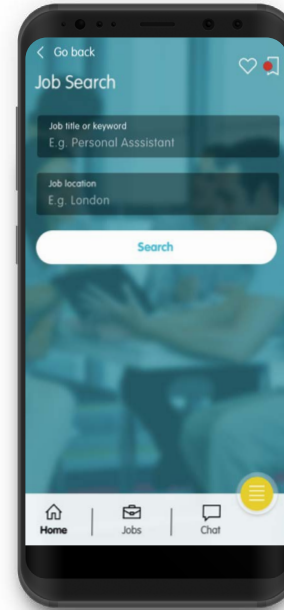
7. Chat/Support

8. Website Landing Page

Apply for Job/Resume Upload

A logged-in user must upload resume OR add previous job history to apply to a job. Past applications are also viewable.

Resumes and a user's profile can be updated at any time.



1. Guest User

- Search for a Job
- Branch Finder

2. Create an Account

3. Apply to a Job/Upload Resume

4. Assignments

5. Payroll

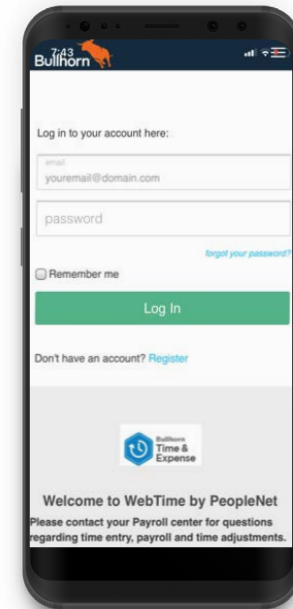
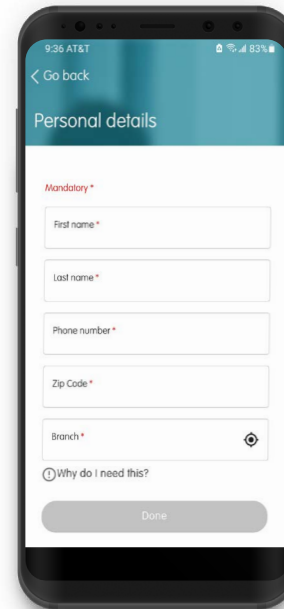
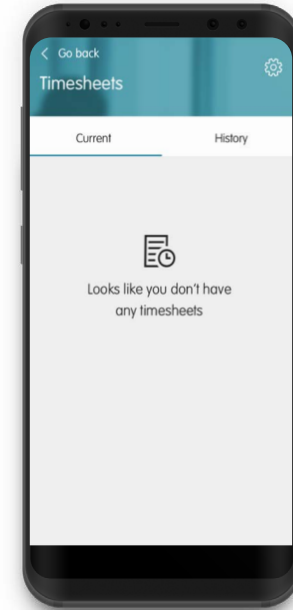
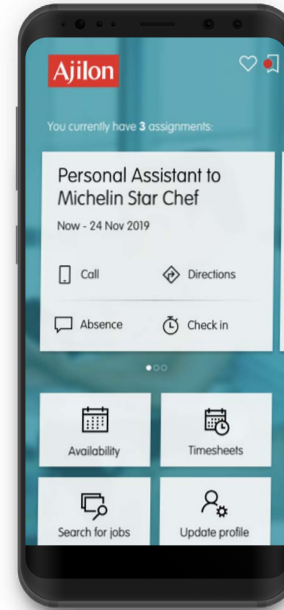
7. Chat/Support

8. Website Landing Page

Assignments

Once hired, users can view their assignment (on or after the start date) along with 'Report To' name and address.

5 past assignments are also viewable.



1. Guest User

- Search for a Job
- Branch Finder

2. Create an Account

3. Apply to a Job/Upload Resume

4. Assignments

5. Payroll

7. Chat/Support

8. Website Landing Page

Payroll

View paystubs, W2s and more, just as you can in adomyinfo.com.

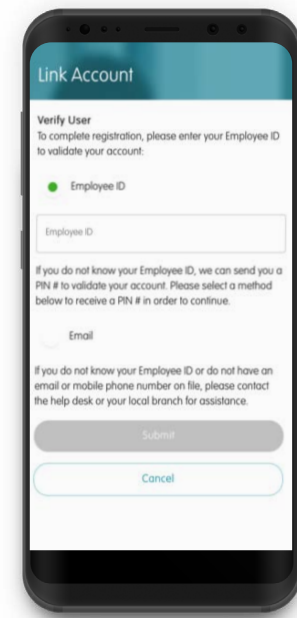
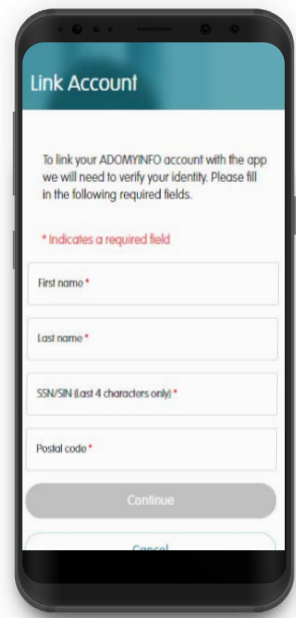
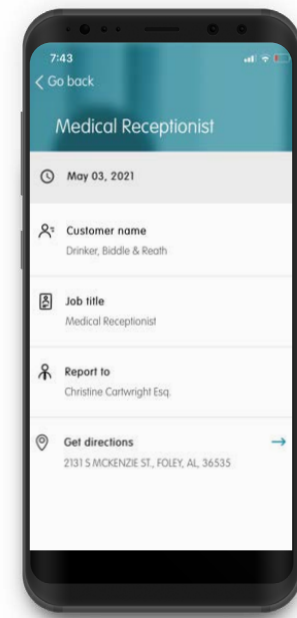
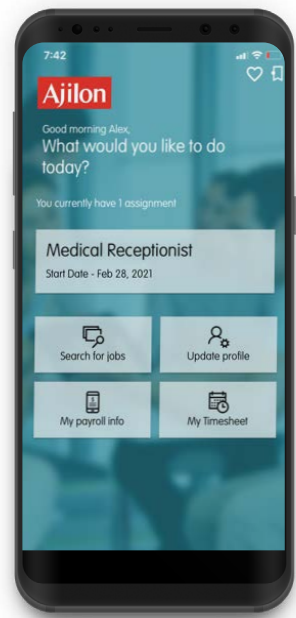
Sign up for weekly payroll notifications.

View current address, direct deposit accounts, and tax elections.

View sick pay and Holiday plan accruals where applicable.

An associate must link their payroll info the FIRST TIME by entering additional security requirements.

After that, they will simply re-enter their password in order to access payroll Information.



1. Guest User

- Search for a Job
- Branch Finder

2. Create an Account

3. Apply to a Job/Upload Resume

4. Assignments

5. Payroll

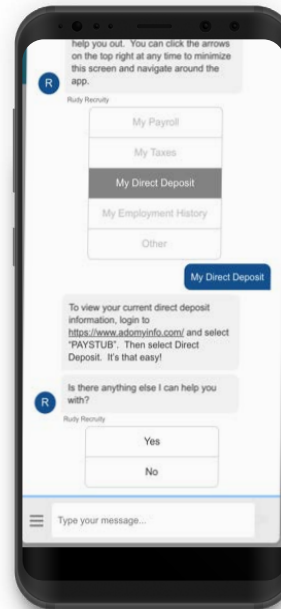
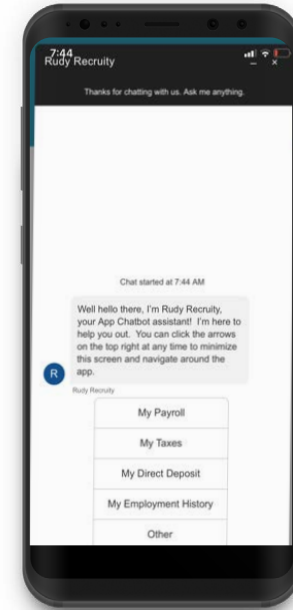
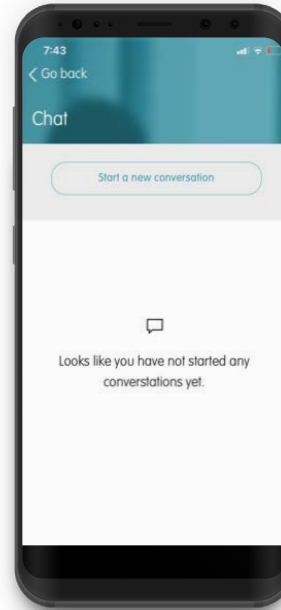
7. Chat/Support

8. Website Landing Page

Chat & Support

The chatbot can provide quick answers to the most common questions!

You'll also find a FAQ page with links to helpful resources, or use the branch locator to find a live representative nearby.



1. Guest User

- Search for a Job
- Branch Finder

2. Create an Account

3. Apply to a Job/Upload Resume

4. Assignments

5. Payroll

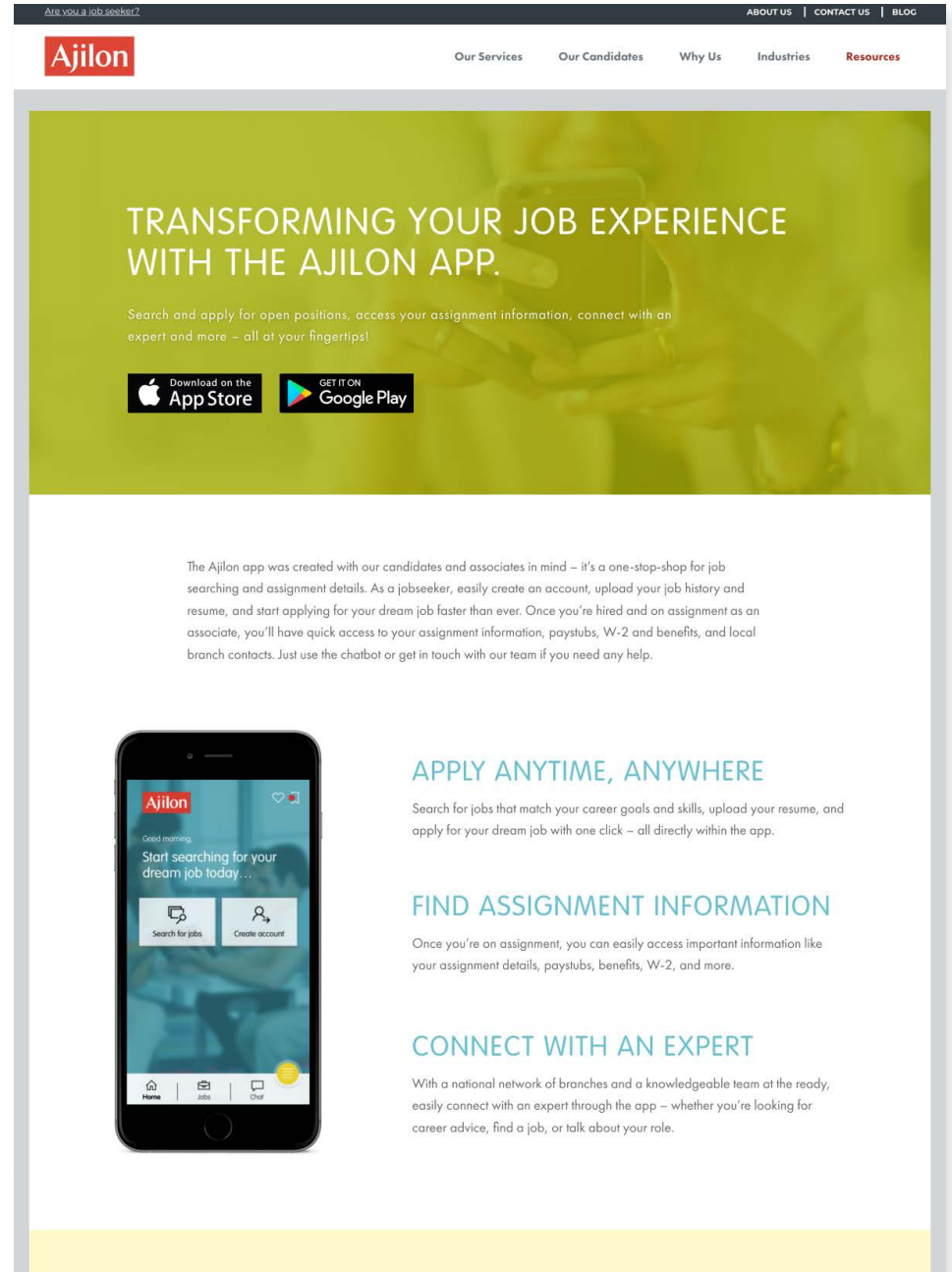
7. Chat/Support

8. Website Landing Page

Ajilon App Landing Page

A landing page on Ajilon.com gives users high-level information about the app and links to download it.

[Ajilon.com/Ajilonapp](https://ajilon.com/Ajilonapp)



The screenshot shows the Ajilon website's landing page for the app. At the top, there is a navigation bar with the Ajilon logo on the left and links for 'ABOUT US', 'CONTACT US', and 'BLOG' on the right. Below the navigation bar, there are links for 'Our Services', 'Our Candidates', 'Why Us', 'Industries', and 'Resources'. The main content area has a green background with the headline 'TRANSFORMING YOUR JOB EXPERIENCE WITH THE AJILON APP.' and a sub-headline 'Search and apply for open positions, access your assignment information, connect with an expert and more – all at your fingertips!'. Below this, there are two buttons: 'Download on the App Store' and 'GET IT ON Google Play'. The text below the buttons describes the app's features and benefits. At the bottom, there is a section titled 'APPLY ANYTIME, ANYWHERE' with a description, a section titled 'FIND ASSIGNMENT INFORMATION' with a description, and a section titled 'CONNECT WITH AN EXPERT' with a description. On the left side of the bottom section, there is an image of a smartphone displaying the Ajilon app interface.

Are you a job seeker?

ABOUT US | CONTACT US | BLOG

Our Services Our Candidates Why Us Industries Resources

Ajilon

TRANSFORMING YOUR JOB EXPERIENCE WITH THE AJILON APP.

Search and apply for open positions, access your assignment information, connect with an expert and more – all at your fingertips!

Download on the App Store GET IT ON Google Play

The Ajilon app was created with our candidates and associates in mind – it's a one-stop-shop for job searching and assignment details. As a jobseeker, easily create an account, upload your job history and resume, and start applying for your dream job faster than ever. Once you're hired and on assignment as an associate, you'll have quick access to your assignment information, paystubs, W-2 and benefits, and local branch contacts. Just use the chatbot or get in touch with our team if you need any help.

APPLY ANYTIME, ANYWHERE

Search for jobs that match your career goals and skills, upload your resume, and apply for your dream job with one click – all directly within the app.

FIND ASSIGNMENT INFORMATION

Once you're on assignment, you can easily access important information like your assignment details, paystubs, benefits, W-2, and more.

CONNECT WITH AN EXPERT

With a national network of branches and a knowledgeable team at the ready, easily connect with an expert through the app – whether you're looking for career advice, find a job, or talk about your role.

